

Election Summary Report

Document 11

General Election

Jefferson

November 05, 2019

Summary for: All Contests, All Districts, All Tabulators, All Counting Groups

Voters Cast: 195,165 of 431,731 (45.21%)

City of Arvada Mayor (Vote for 1)

	Total	
Times Cast	41,922 / 89,466	46.86%
Candidate	Total	
Dave Palm	6,896	17.57%
Marc Williams	17,660	44.99%
Harriet Hall	14,701	37.45%
Total Votes	39,257	

City of Arvada Councilmember At Large (Vote for 1)

	Total	
Times Cast	41,922 / 89,466	46.86%
Candidate	Total	
Bob Fifer	21,389	58.87%
Jeff Cannon	14,942	41.13%
Total Votes	36,331	

City of Edgewater Mayor (Vote for 1)

	Total	
Times Cast	1,252 / 3,359	37.27%
Candidate	Total	
Laura Keegan	971	84.07%
Virgie Carr	184	15.93%
Total Votes	1,155	

City of Edgewater Council Member (Vote for 4)

	Total	
Times Cast	1,252 / 3,359	37.27%
Candidate	Total	
Casey Earp	734	21.09%
Steve Conklin	708	20.34%
Micha Rosenoer	880	25.29%
Larry Welshon	364	10.46%
Cory Reid-Vanas	794	22.82%
Total Votes	3,480	

City of Golden Council Mayor (Vote for 1)

	Total	
Times Cast	6,853 / 14,407	47.57%
Candidate	Total	
Laura Weinberg	3,361	51.74%
Don Cameron	3,135	48.26%
Total Votes	6,496	

City of Lakewood Mayor (Vote for 1)

	Total	
Times Cast	46,460 / 110,876	41.90%
Candidate	Total	
Adam A. Paul	24,274	54.72%
Ramey Johnson	20,086	45.28%
Total Votes	44,360	

City of Littleton Council Member At-Large (Vote for 2)

	Total	
Times Cast	873 / 1,817	48.05%
Candidate	Total	
Bill Schwanitz	197	15.27%
Scott Melin	344	26.67%
Jessica Mendes Ford	113	8.76%
Pam Grove	298	23.10%
Kyle Schlachter	338	26.20%
Total Votes	1,290	

City of Westminster Councillor (Vote for 3)

	Total	
Times Cast	12,978 / 32,508	39.92%

Candidate	Total	
Anita Seitz	5,021	16.51%
Michele Haney	3,478	11.43%
Sheela Mahnke	3,943	12.96%
Nick Dyer	2,463	8.10%
Rich Seymour	5,110	16.80%
Lindsey Smith	4,402	14.47%
Bruce Baker	4,160	13.68%
Patricia "Pat" Moore	1,839	6.05%
Total Votes	30,416	

City of Wheat Ridge Treasurer (Vote for 1)

	Total	
Times Cast	10,444 / 23,575	44.30%

Candidate	Total	
Chris Miller	7,748	100.00%
Total Votes	7,748	

City of Wheat Ridge Clerk (Vote for 1)

	Total	
Times Cast	10,444 / 23,575	44.30%

Candidate	Total	
James S. "Steve" Kirkpatrick	5,322	60.04%
Vivian Vos	3,542	39.96%
Total Votes	8,864	

Town of Mountain View Council (Vote for 3)

	Total	
Times Cast	177 / 430	41.16%

Candidate	Total	
Chelsea Steen	137	31.49%
Sean Davis	57	13.10%
Nancy Unger	58	13.33%
Melissa Jacobi	90	20.69%
Adam Ellsworth	93	21.38%
Total Votes	435	

City of Golden Council District 1 (Vote for 1)

	Total	
Times Cast	3,214 / 7,126	45.10%

Candidate	Total	
Kim Brock	1,270	42.31%
JJ Trout	1,732	57.69%
Total Votes	3,002	

City of Golden Council District 2 (Vote for 1)

	Total	
Times Cast	3,639 / 7,281	49.98%

Candidate	Total	
Casey L. Brown	2,912	100.00%
Total Votes	2,912	

City of Arvada Councilmember District 2 (Vote for 1)

	Total	
Times Cast	9,008 / 21,614	41.68%

Candidate	Total	
Ethan J. Lutz	1,515	18.78%
T.O. Owens	2,995	37.13%
Lauren C. Simpson	3,557	44.09%
Total Votes	8,067	

City of Arvada Councilmember District 4 (Vote for 1)

	Total	
Times Cast	11,937 / 22,672	52.65%

Candidate	Total	
David Jones	6,413	61.70%
Jordan Hohenstein	3,980	38.30%
Total Votes	10,393	

City of Lakewood Council Ward 1 (Vote for 1)

	Total	
Times Cast	9,354 / 22,540	41.50%

Candidate	Total	
Charley Able	4,381	50.37%
Kyra deGruy	4,316	49.63%
Total Votes	8,697	

City of Lakewood Council Ward 2 (Vote for 1)

	Total	
Times Cast	6,499 / 18,958	34.28%
Candidate	Total	
Sharon A. Vincent	4,743	100.00%
Total Votes	4,743	

City of Lakewood Council Ward 3 (Vote for 1)

	Total	
Times Cast	8,906 / 22,243	40.04%
Candidate	Total	
Anita Springsteen	4,595	56.63%
Henry Hollender	3,519	43.37%
Total Votes	8,114	

City of Lakewood Council Ward 4 (Vote for 1)

	Total	
Times Cast	12,224 / 24,334	50.23%
Candidate	Total	
Barb Franks	7,594	67.93%
Christopher Arlen	3,585	32.07%
Total Votes	11,179	

City of Lakewood Council Ward 5 (Vote for 1)

	Total	
Times Cast	9,477 / 22,801	41.56%
Candidate	Total	
Dana Gutwein	5,557	64.37%
Chad Gardner	3,076	35.63%
Total Votes	8,633	

City of Littleton Council Member District IV (Vote for 1)

	Total	
Times Cast	873 / 1,817	48.05%
Candidate	Total	
Iftin Abshir	288	40.45%
Kelly Milliman	424	59.55%
Total Votes	712	

City of Wheat Ridge Councilmember District I (Vote for 1)

	Total	
Times Cast	2,674 / 6,009	44.50%
Candidate	Total	
David Kueter	1,156	49.74%
Judy Hutchinson	1,168	50.26%
Total Votes	2,324	

City of Wheat Ridge Councilmember District II (Vote for 1)

	Total	
Times Cast	2,634 / 5,774	45.62%
Candidate	Total	
Brandy Zamudio	758	32.74%
Rachel Hultin	1,557	67.26%
Total Votes	2,315	

City of Wheat Ridge Councilmember District III (Vote for 1)

	Total	
Times Cast	3,255 / 6,411	50.77%
Candidate	Total	
Korey Stites	2,021	68.44%
Ihor Figlus	932	31.56%
Total Votes	2,953	

City of Wheat Ridge Councilmember District IV (Vote for 1)

	Total	
Times Cast	1,881 / 5,381	34.96%
Candidate	Total	
Larry O. Mathews	540	32.30%
Valerie Nosler Beck	930	55.62%
Christopher Bird	202	12.08%
Total Votes	1,672	

Jefferson County School District R-1 Director District 3 (Vote for 1)

	Total	
Times Cast	194,926 / 431,731	45.15%
Candidate	Total	
Stephanie Schooley	87,221	53.40%
Rob Applegate	76,121	46.60%
Total Votes	163,342	

Jefferson County School District R-1 Director District 4 (Vote for 1)

	Total	
Times Cast	194,926 / 431,731	45.15%
Candidate	Total	
Joan Chavez-Lee	75,550	46.49%
Susan Miller	86,951	53.51%
Total Votes	162,501	

Proposition CC (Statutory) (Vote for 1)

	Total	
Times Cast	194,926 / 431,731	45.15%
Candidate	Total	
YES/FOR	87,856	45.59%
NO/AGAINST	104,853	54.41%
Total Votes	192,709	

Proposition DD (Statutory) (Vote for 1)

	Total	
Times Cast	194,926 / 431,731	45.15%
Candidate	Total	
YES/FOR	103,782	54.14%
NO/AGAINST	87,901	45.86%
Total Votes	191,683	

JEFFERSON COUNTY BALLOT ISSUE 1A (Vote for 1)

	Total	
Times Cast	194,926 / 431,731	45.15%
Candidate	Total	
Yes/For	86,591	45.27%
No/Against	104,705	54.73%
Total Votes	191,296	

City of Edgewater Ballot Question 2D (Vote for 1)

	Total	
Times Cast	1,252 / 3,359	37.27%
Candidate	Total	
Yes/For	1,025	84.85%
No/Against	183	15.15%
Total Votes	1,208	

City of Lakewood Ballot Question 2F (Vote for 1)

	Total	
Times Cast	46,460 / 110,876	41.90%
Candidate	Total	
Yes/For	19,385	42.95%
No/Against	25,744	57.05%
Total Votes	45,129	

City of Lakewood Ballot Question 2G (Vote for 1)

	Total	
Times Cast	46,460 / 110,876	41.90%
Candidate	Total	
Yes/For	22,203	50.56%
No/Against	21,710	49.44%
Total Votes	43,913	

City of Wheat Ridge Ballot Question 2E (Vote for 1)

	Total	
Times Cast	10,444 / 23,575	44.30%
Candidate	Total	
Yes/For	3,760	38.02%
No/Against	6,130	61.98%
Total Votes	9,890	

TOWN OF MOUNTAIN VIEW BALLOT ISSUE 2A (Vote for 1)

	Total	
Times Cast	177 / 430	41.16%
Candidate	Total	
Yes/For	74	42.77%
No/Against	99	57.23%
Total Votes	173	

Town of Mountain View Ballot Question 2B (Vote for 1)

	Total	
Times Cast	177 / 430	41.16%
Candidate	Total	
Yes/For	96	55.17%
No/Against	78	44.83%
Total Votes	174	

Town of Mountain View Ballot Question 2C (Vote for 1)

	Total	
Times Cast	177 / 430	41.16%
Candidate	Total	
Yes/For	152	88.37%
No/Against	20	11.63%
Total Votes	172	

ELK CREEK FIRE PROTECTION DISTRICT BALLOT ISSUE 7B (Vote for 1)

	Total	
Times Cast	5,295 / 9,690	54.64%
Candidate	Total	
Yes/For	3,553	67.42%
No/Against	1,717	32.58%
Total Votes	5,270	

SOUTH SUBURBAN PARK AND RECREATION DISTRICT BALLOT ISSUE 7A (Vote for 1)

	Total	
Times Cast	876 / 1,817	48.21%
Candidate	Total	
Yes/For	353	41.38%
No/Against	500	58.62%
Total Votes	853	

BROOK FOREST WATER DISTRICT BALLOT ISSUE 6A (Vote for 1)

	Total	
Times Cast	306 / 619	49.43%
Candidate	Total	
Yes/For	191	63.67%
No/Against	109	36.33%
Total Votes	300	



I certify that the above is a correct and true count

Cynthia Rasor

Signature Cynthia Rasor

Title: Elections - Project Coordinator

Date: 11/25/19



JEFFERSON
COUNTY COLORADO

Certification of Election

State of Colorado
Jefferson County

I, George P. Stern, Jefferson County Clerk and Recorder do hereby certify the Official Abstract of Votes Cast attached herein for the 2019 Coordinated Election held in Jefferson County on the 5th day of November, 2019.

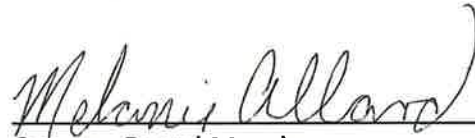
We the undersigned Canvass Board for the 2019 Coordinated Election, do hereby certify that:

- We have reviewed the Post-Election Risk-Limiting Audit (RLA)
- We have reviewed all ballot forms and ballot logs associated with this election
- We have compared the number of ballots counted to the number of ballots cast
- We have reviewed and do hereby certify the results in the Official Abstract of Votes Cast

Witness our hands and seal this 25th day of November, 2019.



Canvass Board Member




Canvass Board Member



Canvass Board Member



Canvass Board Member



Canvass Board Member




Canvass Board Member




SUBSCRIBED AND SWORN TO BEFORE ME

THIS 25 DAY OF November 2019



County Clerk and Recorder/Director of Elections

I certify that the above is a correct and true
count
Cynthia Rasor
Signature 
Title: Elections - Project Coordinator
Date: 11/25/19